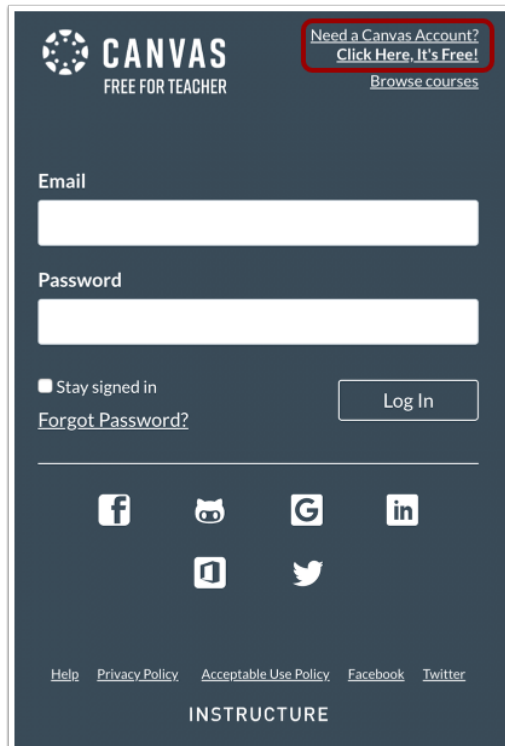


Open Canvas URL



Sign Up As a Caregiver (Free Account)



Parent Signup ×

Your Name **1**

Your Email **2**

Password **3**

Re-enter Password **4**

Student Pairing Code **5** [What is a pairing code?](#)

6 You agree to the [terms of use](#) and acknowledge the [privacy policy](#).

7

Cancel Start Participating

See the next page to see how to get a student pairing code

Notifications. Tell us how and when you would like to be notified of events in Canvas.
[Notification Preferences](#)

Coming Up [View Calendar](#)
Nothing for the next week
[View Grades](#)

Account

Dashboard

Courses




Calendar

Inbox

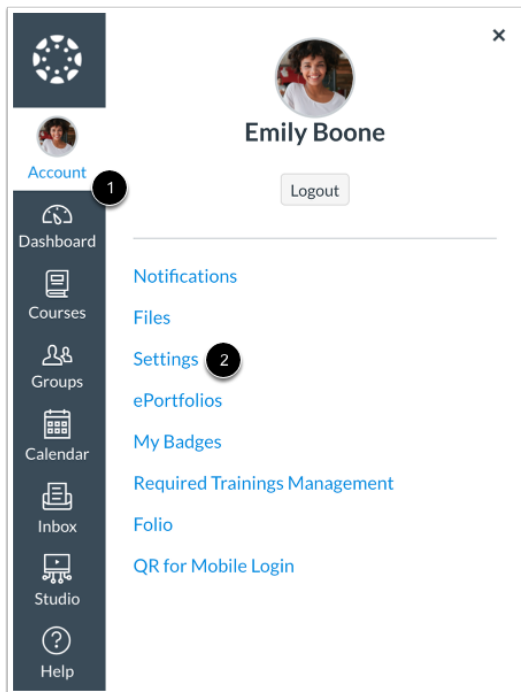
Help

Dashboard

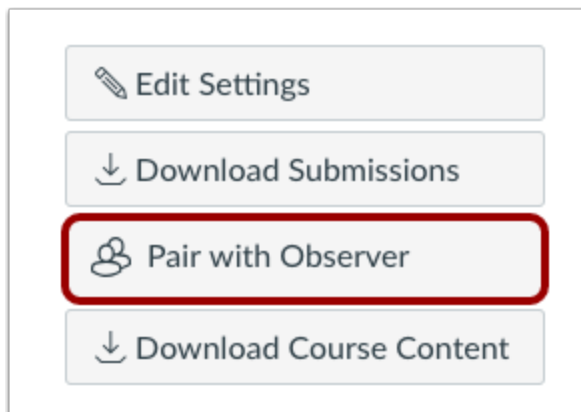
History 101
History 101

Obtain a Pairing Code

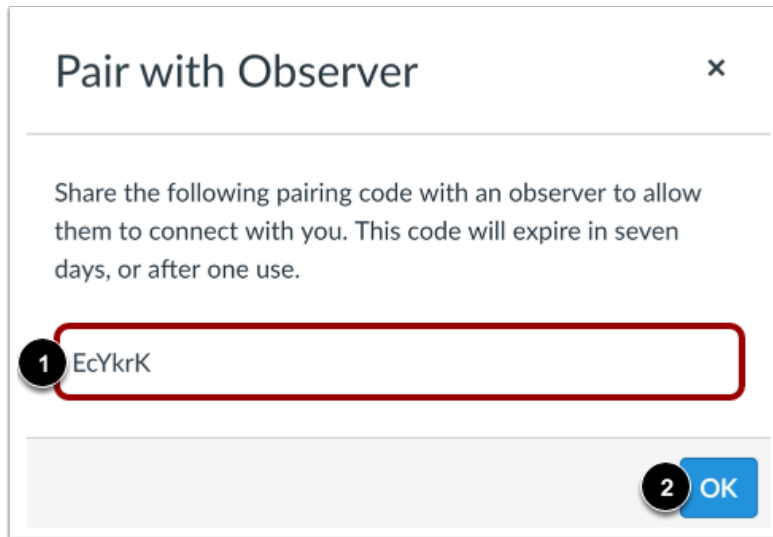


In Global Navigation, click the **Account** link [1], then click the **Settings** link [2].



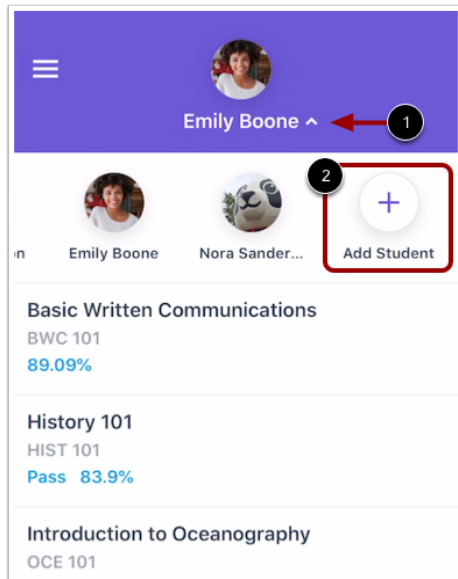
Click the **Pair with Observer** button

Copy Pairing Code





Adding Additional Students to Your Accounts

This is done in the Canvas account you made.



To link a student from the Student Selector, tap the Student Selector [1]. Then tap the **Add Student** icon [2].

Link from User Menu

 
Emily Boone ▾


Basic Written Communications
BWC 101
89.09%

History 101
HIST 101
Pass 83.9%

Introduction to Oceanography
OCE 101
A- 91.25%

To link a student from the User Menu, tap the **Menu** icon.

Manage Students


Bill Sanderson
bill.sanderson.canvas@gmail.com

Inbox

Manage Students

Help

Change User

Log Out

Basic
BWC 1
89.09%

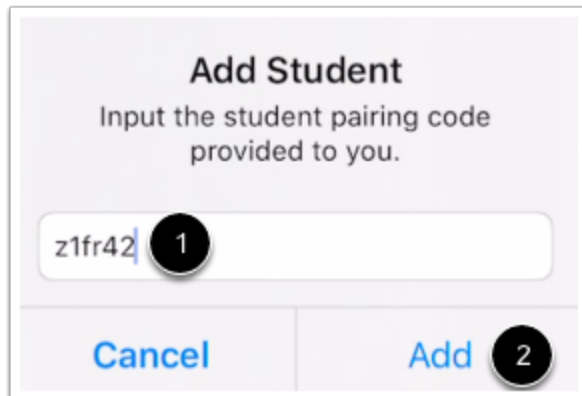
Histor
HIST 1
Pass 83.9%

Introd
OCE 10
A- 91.25%

Zoolog
ZOO 10
50%

Tap the **Manage Students** link.

Enter Pairing Code



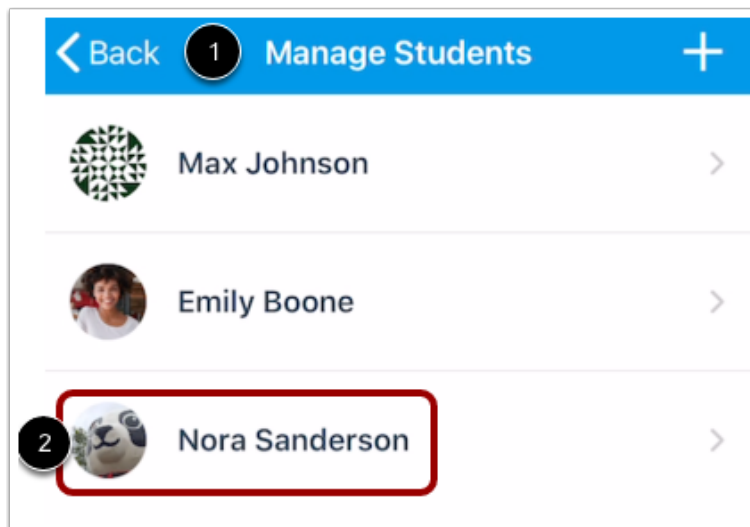
Add Student
Input the student pairing code provided to you.

z1fr42 1

Cancel Add 2

Type the student pairing code into the **Pairing Code** field [1]. Then click the **Add** button [2].

View Managed Students



View a list of your managed students on the **Manage Students** page [1]. To manage a student, tap a student's name [2].