


Open a world of reading.

Try Sora, the new reading app for students, by OverDrive



Getting started with Sora

With Sora, you can get free ebooks and audiobooks from your school.

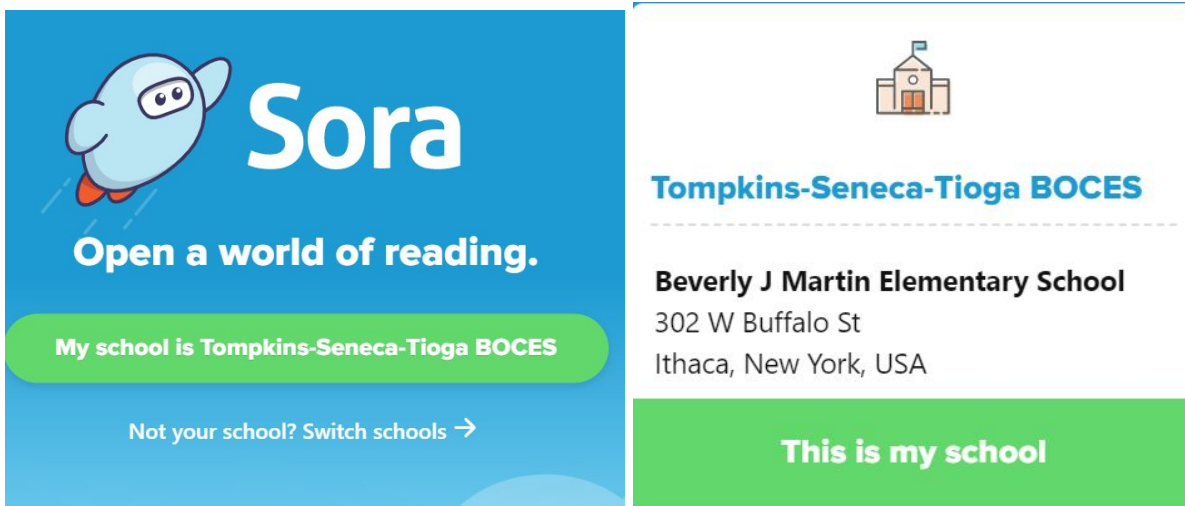
Step 1

Install the Sora app from the [Apple App Store](#) or [Google Play Store](#), or go to soraapp.com.

Step 2

In Sora, find your school, then sign in. (**CLICK, "Not your school? Switch Schools"**)

Once you have added your school, the device will remember it.



Your student's log in is

first.last@icsd.k12.ny.us

(whatever their chromebook login is makes up the first part of their email, some longer names are truncated.)

Password is their student ID: 71000_ _ _ _

Step 3

Browse the **Explore** tab and borrow a book. Your book will open so you can start reading right away.

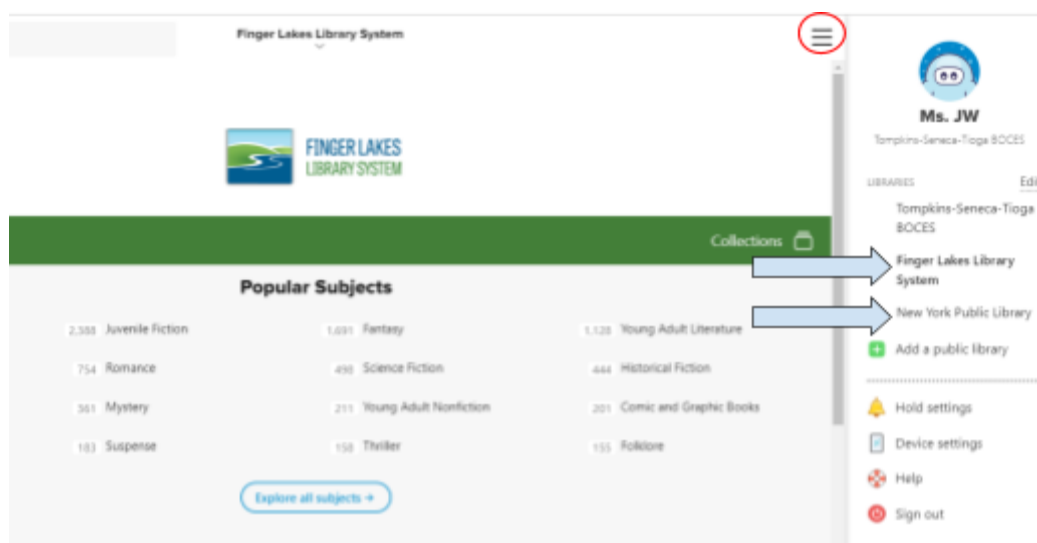
Step 4

Close the book and go to your **Shelf** to see all your books (including assignments). From there, you can:

- Tap **Open Book** or **Open Audiobook** to read or listen to the book.
- Tap **Options** to renew or return the book, see your notes and highlights, and more.

For even more choices, add your local public library!

Click the three horizontal lines icon in the top right corner to open the side toolbar. This menu includes the option to "Add a public library."



Search for your library (ex. Tompkins County Public Library, New York Public Library), and you will be able to browse their collections as well! All you will need is your library card and pin number.