

Goals and Priorities Survey

Results & Analysis
2014-2015



Stakeholder Perspectives

School & Community Relationships

Relationships with Teachers

Interest in Classes

Rigor & Relevance of Curriculum

Events & Communication

Participation

| Survey Group | 2013 Responses | 2014 Responses | Change |
|---|----------------|----------------|--------------|
| <i>Parents/ Community Members</i> | 593 | 1,611 | +172% |
| <i>Students (Grades 6-12)</i> | 108 | 238 | +120% |

Community Participation

| I am a(n) . . . | 2013 | 2014 | Change |
|---|------|-------|--------|
| Parent/Guardian of a child/ren who CURRENTLY attends an ICSD school | 506 | 1,297 | +156% |
| Parent/ Guardian of a child/ren who WILL BE attending an ICSD school | 45 | 63 | +40% |
| Parent/ Guardian of a child/ren who HAS attended/ graduated from an ICSD school | 81 | 198 | +144% |
| Parent/ Guardian of a child/ren who has attended, currently attends or will be attending a NON- ICSD school | 21 | 67 | +219% |
| Employee of ICSD | 81 | 283 | +249% |
| Graduate of ICSD | 42 | 83 | +98% |
| None of the above | 21 | 12 | -43% |

Note: The sum of percentages exceeds the total number of responses because participants could select more than one response option.

School/Community Relationship

How strongly do you disagree or agree with the following?

Answer options: Strongly Disagree, Disagree, Agree, Strongly Agree, I Don't Know

| | 2013 | 2014 | Change |
|---|--|------|--------|
| | Percent Strongly Agree or Agree | | |
| The information I receive from ICSD is timely. | 67% | 75% | +8 |
| The information I receive from ICSD is clear. | 71% | 77% | +7 |
| I can obtain information about services and activities at a school near my home. | 65% | 71% | +5 |
| The information I receive from ICSD is engaging. | 59% | 64% | +5 |
| The information I receive from ICSD is meaningful. | 75% | 78% | +3 |
| I am informed about school issues and decisions that affect me. | 63% | 66% | +3 |
| ICSD regularly partners with the community (service programs, events, fundraising, etc.). | 64% | 66% | +2 |
| ICSD has given me meaningful opportunity to be heard. | 54% | 55% | +1 |
| I am welcome to attend school activities and use school facilities (library, computers, gym, track, swimming pool). | 59% | 57% | -1 |
| There are many ways for community members to become involved in ICSD. | 68% | 66% | -2 |

Sources of Information About ICSD: Frequency

How often do you get information about the school district from the following sources?

Answer options: Never, Rarely, Often, Always

| Source | 2013 | 2014 | Change |
|-------------------------------------|-------------------------|------|--------|
| | Percent Often or Always | | |
| Television | 4% | 4% | 0 |
| Radio | 11% | 9% | -2 |
| Newspaper | 35% | 25% | -10 |
| School District Website | 67% | 71% | +5 |
| Friends/Family | 68% | 69% | +1 |
| Child | 75% | 68% | -6 |
| School District All-Call System | 62% | 59% | -3 |
| School Newsletter | 60% | 60% | 0 |
| Email | -- | 67% | -- |
| School-Related Listservs | -- | 51% | -- |
| Social Media (Facebook, Twitter) | -- | 16% | -- |
| School Staff (Teachers, Principals) | -- | 59% | -- |

Added for
2014 survey

Sources of Information About ICSD: Utility

How useful do you find the information?

Answer options: Not Useful, Somewhat Useful, Useful

| Source | 2013 | 2014 | Change |
|-------------------------------------|-----------------------------------|------|--------|
| | Percent Somewhat Useful or Useful | | |
| Television | 86% | 85% | -2 |
| Radio | 91% | 89% | -2 |
| Newspaper | 93% | 91% | -2 |
| School District Website | 88% | 95% | +6 |
| Friends/Family | 96% | 97% | +1 |
| Child | 97% | 97% | 0 |
| School District All-Call System | 91% | 91% | 0 |
| School Newsletter | 93% | 95% | +2 |
| Email | -- | 97% | -- |
| School-Related Listservs | -- | 95% | -- |
| Social Media (Facebook, Twitter) | -- | 84% | -- |
| School Staff (Teachers, Principals) | -- | 98% | -- |

Added for
2014 survey

Additional Thoughts

Please share any other thoughts about the Ithaca City School District.

Results from Thematic Analysis

Some participants think the district needs to do a better job of involving stakeholders in making important decisions (13%).

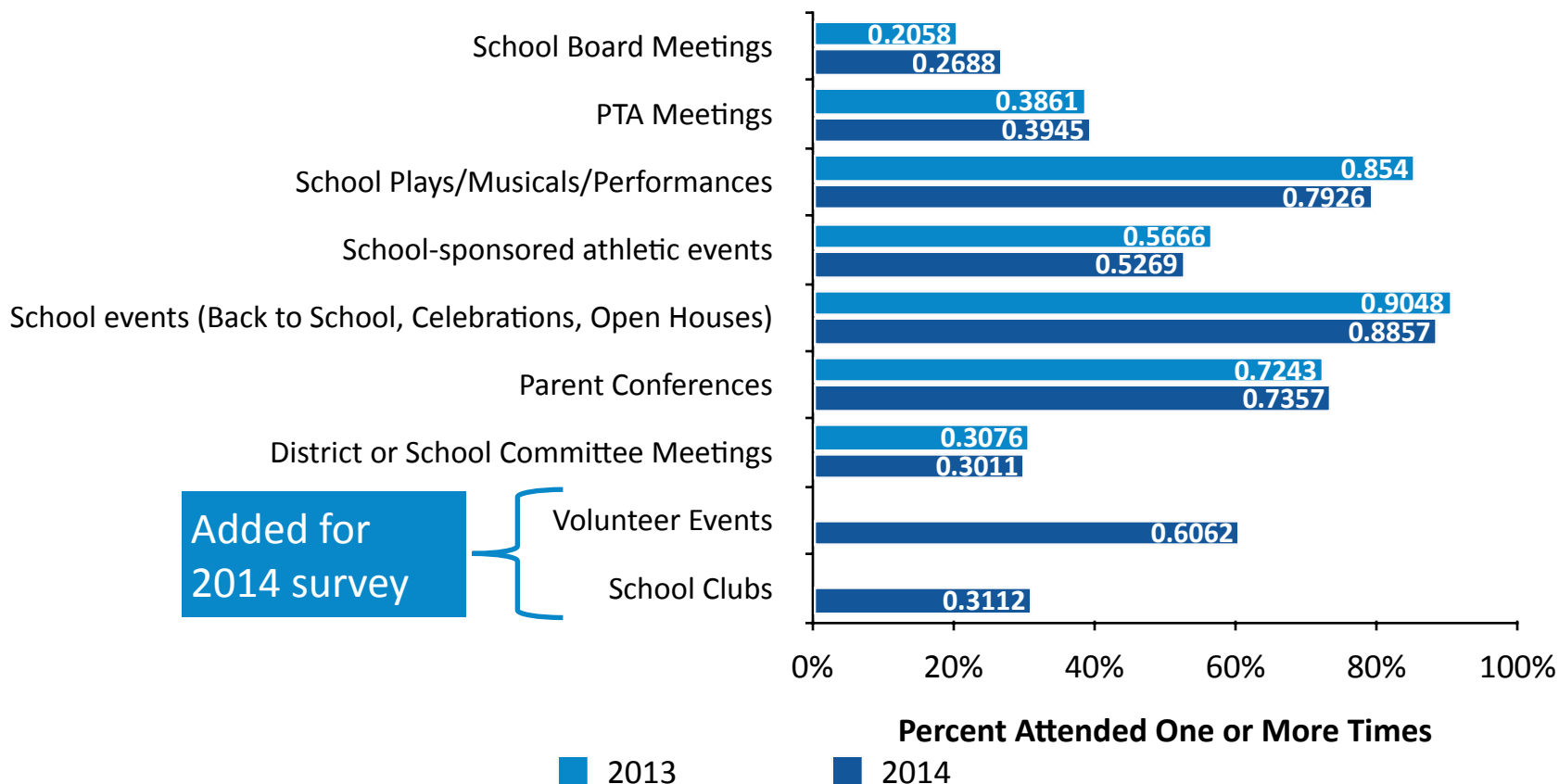
Some participants disagree with the way that the district was using its funding (14%). Most of these comments included references to the district cutting staff positions they felt should not have been cut (9%).

Some participants feel that communications need to be clear, relevant and consistent across the forms of media (Twitter, Facebook, website, etc.) (17%). Most of these comments specified a specific school as needing to improve communication efforts.

Note: The analysis of 100 randomly-selected open-ended responses generated three themes. Themes which were commented on by 10% or more of participants are presented above.

District and School Events

Please indicate how many times you have attended each of the following events during the past year.
Answer options: None, 1 or 2 Times, 3 or 4 Times, 5 or More Times

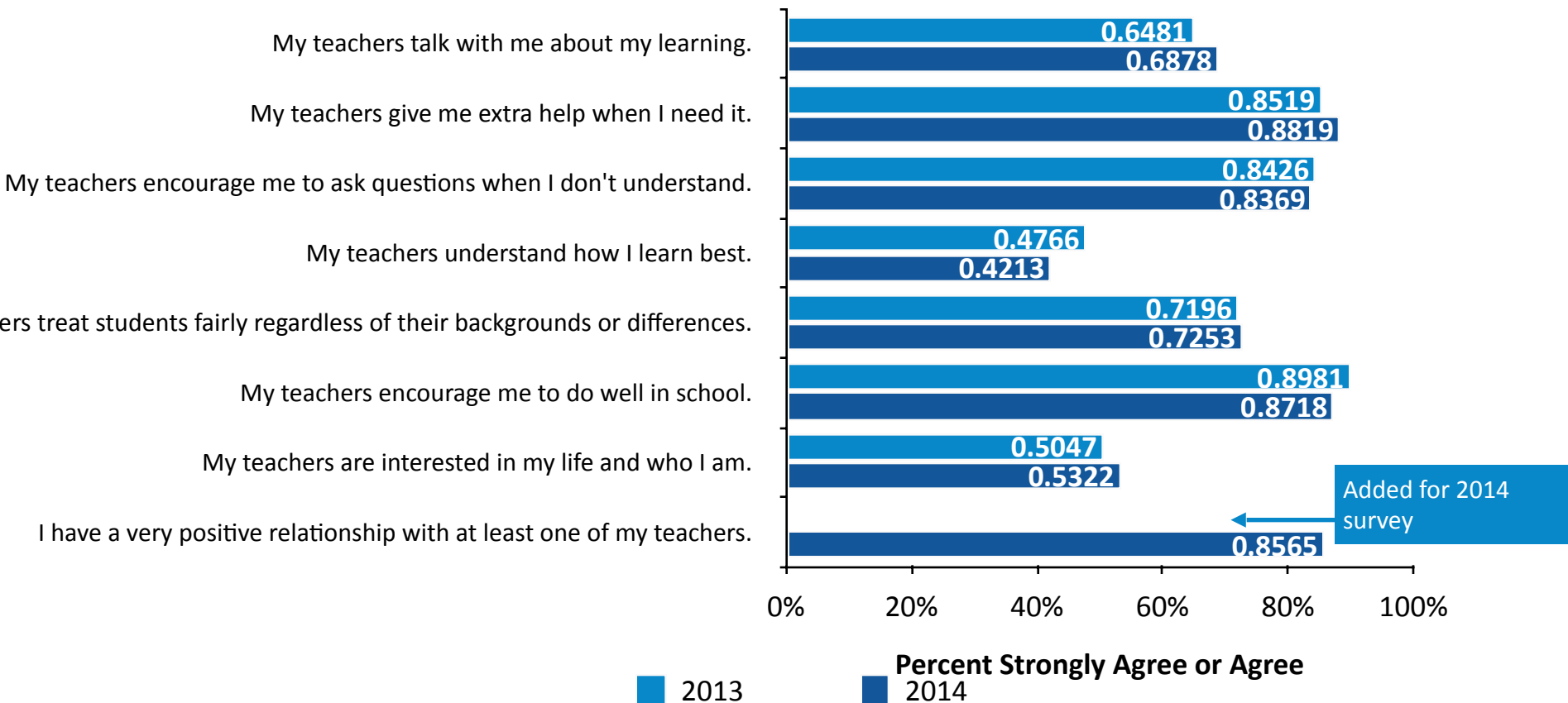


Student Results

Relationships with Teachers

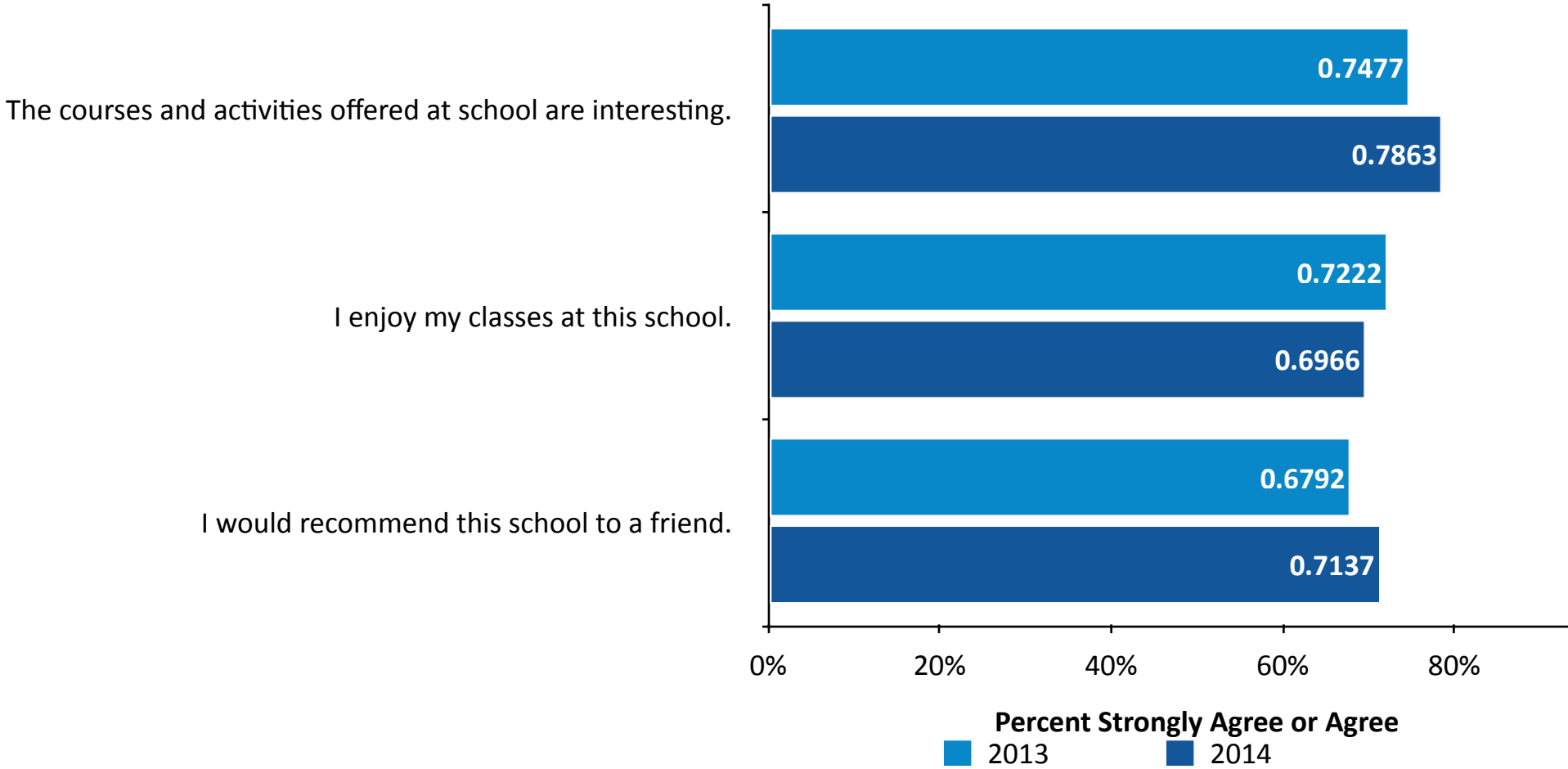
How strongly do you disagree or agree with the following?

Answer options: Strongly Disagree, Disagree, Agree, Strongly Agree, I Don't Know



Students

Interest in Classes



Rigor and Relevance

How strongly do you disagree or agree with the following?

Answer options: Strongly Disagree, Disagree, Agree, Strongly Agree, I Don't Know

